

Student Name: _____

Teacher: _____

Class: _____



Date: _____







Addition Worksheet





Collect the items in the picture and find the result and circle the appropriate number.

 +  = 8 4
7 6

 +  = 4 6
5 3

 +  = 7 6
5 8

 +  = 7 8
6 9
